


HOW TO

Save Your Own

TOMATO

Seeds

1



WHEN FRUITS ARE RIPE

SQUEEZE
THE JUICE &
SEEDS




& ADD
A LITTLE
WATER



2

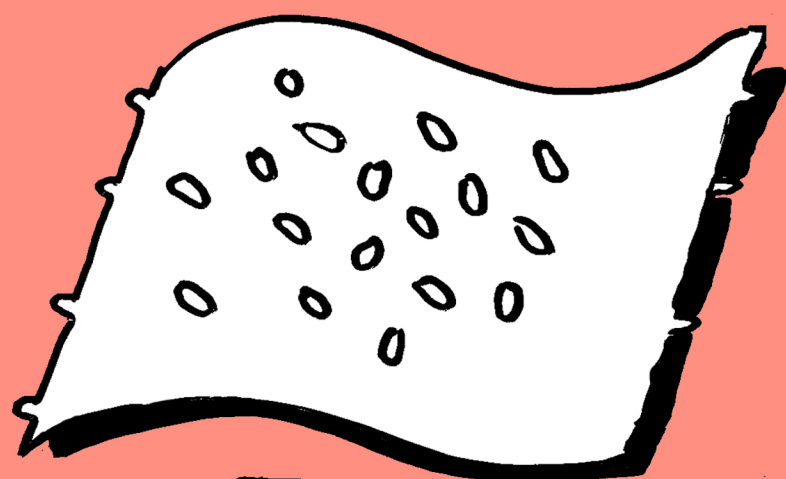
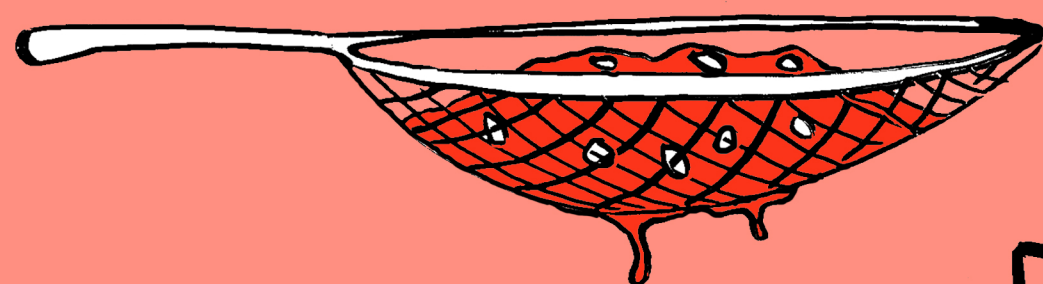
CLOSE THE LID.



LEAVE UNTIL
MOULD HAS
DEVELOPED
ON TOP OF
LIQUID

3

EMPTY JAR IN SIEVE
& CLEAN SEEDS



DRY ON TISSUE PAPER

4

ONCE DRY
STORE SEEDS
IN LABELLED
AIR-TIGHT
CONTAINER

